



#1 J-F. Fortin 740 pts.




\$79,781,664
cap hit



4
échange(s)

226 goals **412** assists **52** +/- **23** wins **2** shutouts

Live feed

| Avants (12) | PTS | GP | G | A | Cap Hit | IPS | |
|---------------------------------------|------------|----|----|----|---------------------|---------------------|--------------|
| Brad Marchand (LW) | 69 | 53 | 29 | 40 | <u>\$6,125,000</u> | \$88,768.12 | |
| Nathan MacKinnon (C) | 65 | 48 | 20 | 45 | <u>\$6,300,000</u> | \$96,923.08 | |
| Patrice Bergeron (C) | 48 | 54 | 23 | 25 | <u>\$6,875,000</u> | \$143,229.17 | |
| David Pastrnak (RW) | 48 | 48 | 20 | 28 | <u>\$6,666,666</u> | \$138,888.88 | |
| Blake Wheeler (RW) | 46 | 50 | 15 | 31 | <u>\$8,250,000</u> | \$179,347.83 | |
| Sean Couturier (C) | 41 | 45 | 18 | 23 | <u>\$4,333,333</u> | \$105,691.05 | |
| Bo Horvat (C) | 39 | 56 | 19 | 20 | <u>\$5,500,000</u> | \$141,025.64 | |
| Jack Roslovic (C) | 34 | 48 | 12 | 22 | <u>\$894,166</u> | \$26,299 | |
| Jared McCann (LW) | 32 | 43 | 14 | 18 | <u>\$1,250,000</u> | \$39,062.50 | |
| Evgeny Kuznetsov (C) | 29 | 41 | 9 | 20 | <u>\$7,800,000</u> | \$268,965.52 | |
| Dylan Larkin (C) | 23 | 44 | 9 | 14 | <u>\$6,100,000</u> | \$265,217.39 | |
| Jason Zucker (LW) | 18 | 38 | 9 | 9 | <u>\$5,500,000</u> | \$305,555.56 | |
| Sous-total : | 492 | | | | \$65,594,165 | | |
| Défenseurs (6) | PTS | GP | G | A | +/- | Cap Hit | IPS |
| Adam Fox (D) | 66 | 55 | 5 | 42 | 19 | <u>\$925,000</u> | \$14,015.15 |
| Alex Pietrangelo (D) | 43 | 41 | 7 | 16 | 20 | <u>\$8,800,000</u> | \$204,651.16 |
| Mikhail Sergachev (D) | 35 | 56 | 4 | 26 | 5 | <u>\$894,166</u> | \$25,547.60 |
| Sous-total : | 198 | | | | | \$12,759,166 | |

| | | | | | | | |
|--|-----|----|---|----|----|---------------------|-------------|
|  Erik Cernak (D) | 26 | 46 | 5 | 13 | 8 | <u>\$697,500</u> | \$26,826.92 |
|  Vince Dunn (D) | 20 | 43 | 6 | 14 | -8 | <u>\$722,500</u> | \$36,125 |
|  Ethan Bear (D) | 8 | 43 | 2 | 6 | -1 | <u>\$720,000</u> | \$90,000 |
| Sous-total : | 198 | | | | | \$12,759,166 | |

| Gardiens (2) | PTS | GP | W | SO | Cap Hit | IPS |
|---|------------|-----------|----------|-----------|--------------------|-------------|
|  Mackenzie Blackwood (G) | 30 | 35 | 14 | 1 | <u>\$697,500</u> | \$23,250 |
|  Carter Hart (G) | 20 | 27 | 9 | 1 | <u>\$730,833</u> | \$36,541.65 |
| Sous-total : | 50 | | | | \$1,428,333 | |

| Échangés (0) | PTS | GP | G | A | +/- | W | SO | Cap Hit | IPS |
|---------------------|------------|-----------|----------|----------|------------|----------|-----------|----------------|------------|
| Sous-total : | 0 | | | | | | | \$0 | |

<< Retour au classement